


1

5G WIFI6

Statista 2021

2022

1,157

2026

1,952

2022-2026

14%

IDC

2022

2022

4,778

2022-2026

19.16%

1

2

Statista

Statista

2

EMBER

120

2022

102.4%

2030

4,780

2022

266.1

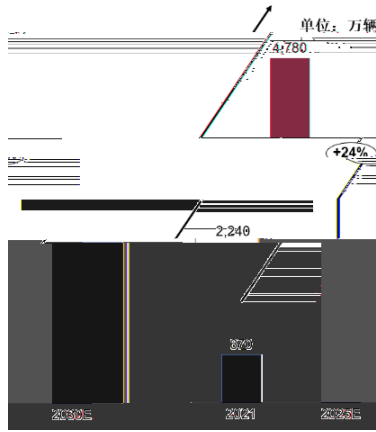
260

120%

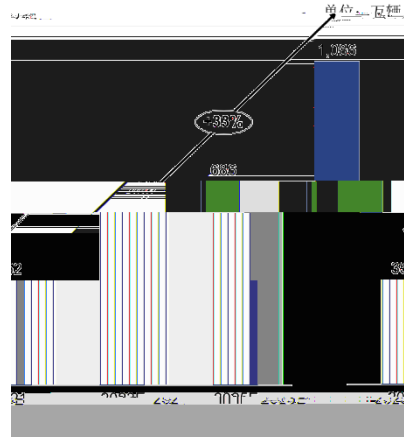
21.6%

3


4



EVTank



5



18	92			3,289.99	270	27.66%
----	----	--	--	----------	-----	--------

30

10

" " " "

18%

12%

			75,540.21	29.42%
	7,725.46		22.82%	
1				
		3.18	38.71%	
	2.52	37.54%		
2				
2022				
3				
			3,289.99	27.66%
4				

5

"

"

25

2.59

12%

6.47%

0.39%

"

"

" " " 2021

"

50 " " " " 3+3"

"

--	--	--	--	--




2
37.54%
2
1 22.16%
2 38.46%




--	--	--	--	--	--	--	--	--	--

			10,002 0,000	57.15%					/		/	0		2022-0 2-15			2022-0 11
							7										
							4										
							3										



--	--	--	--	--	--	--	--	--	--	--





' *'' ®



2022

--	--	--	--	--	--	--	--	--	--

1

2

2022

3

4

5

2019 2020

1 2022 2 14

5

5

147,000

7.00 /

2 2022 3 2

2022

5

147,000

7.00 /

3 2022 3 3

www.cninfo.com.cn

4 2022 3 29

2021

5 2022 3 29

2021

2021

101

893,850

6

--	--	--	--	--

	2021		
2021		700,060	0.24%

2

1

2


90

" "

2022 6 30 ,

2022 6 30

12,268,092.60







--	--	--	--	--	--	--	--	--	--	--	--	--

12

1 1 12 31

12

CPTS PTS

1.

2.

1.

3)

14

(2)

---		12

(3)

1)

2)

	%
--	---

1.

2.

3.

4.

5.

(1)

(2)

(2)

1)

2)

--	--	--	--	--

2.

|
|

»

1.

2.

	47 50
	3-5

(1)

(2)

(3)

(4)

3)

(1)

(2)

(1)

(2)

1)

2)

(3)

(4)

1)

2)

(5)

1.

(1)

(2)

2.

3.

4.

1.

2.

3.

4.

(1)

(2)

1.

2.

(1)

▪

(32 2013 QH13) 13 3

3,270,930.7




3,067,023.26

18,200,000.00

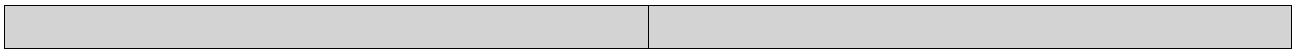
399,402.74

4,856,918.56

882,160.84







		%
	4,004,167.05	48.77%
	805,104.81	9.81%
	620,000.00	7.55%
	476,693.14	5.81%
HONG KONG DEYO INDUSTRIAL CO.,LIMIT	201,342.00	2.45%
	6,107,307.00	74.39%

--	--	--

--	--	--	--	--

--	--	--

--	--	--	--	--

--	--	--

--	--	--	--	--	--

--	--	--

--	--	--	--	--	--	--	--	--

--	--	--

--	--	--	--	--	--	--	--	--	--

--	--	--	--	--	--

--	--

--	--	--

--	--	--



--	--	--

--	--	--	--	--



--	--	--

--	--	--



--	--	--

--	--	--

■												■	■

®

--	--	--

--	--	--	--	--	--

--	--	--

--	--	--

--	--	--

--	--	--

--	--	--	--

24 A

473,500 1 9.90 4,687,650.00

297,853,000.00 1 297,853,000

2022 5

147,000 882,000.00


24 A

473,500 1 9.90 4,687,650.00

473,500.00 4,214,150.00

2022 4,295,607.81

	2022		5
47,000		1,029,000.00	5
	2021	26,460.00	
		24	A
	1	9.90	4,687,650.00
	4,687,650.00		
	, 2021		
		8,356,992.00	
2		746,353.54	
22	2020	2021	30%



--	--	--	--	--



--	--	--

--	--	--	--	--	--	--	--	--

--	--	--

06

--	--	--	--

()

1.

(1)

1)

2)

(2)

1)

2)

3)

4)

2.

()

3.

(1)

(2)

2022 6 30 59.46%(2021
12 31 56.26%)
()

			1	1-2	2-3	3
	332,728,438.65	342,001,870.22	308,794,506.38	5,546,431.33	2,397,406.15	25,263,526.36

			1	1-2	2-3	3
	19,427,673.73	19,427,673.73	19,427,673.73			
	256,709,560.95	256,709,560.95	256,709,560.95			
	31,986,715.68	31,986,715.68	31,986,715.68			
	5,168,854.31	5,317,963.32	5,317,963.32			
	2,047,641.80	2,141,652.87		1,627,367.15	514,285.72	
	315,340,446.47	315,583,566.55	313,441,913.68	1,627,367.15	514,285.72	

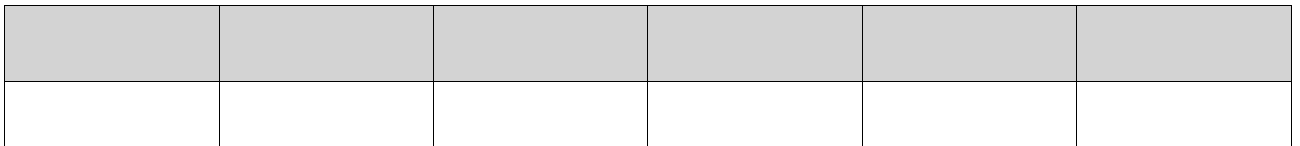

()

1.

2.

()2





--	--	--	--

--	--	--	--	--

--	--	--	--

--	--	--	--

--	--	--	--

--	--	--

--	--	--	--	--	--	--



--	--	--	--	--	--	--	--	--	--	--



--	--

--	--	--	--	--	--

--	--	--

--	--	--	--	--

